



ENVIRONMENTAL STATEMENT

data update to 31.12.2025



faggienerico ¹⁴⁸⁷¹ SpA
Precious Metals Recovery and Refining
Fine Chemicals and Catalysts

faggi.it

SESTO FIORENTINO PLANT VIA MAJORANA 101, 103

CONTENTS

CONTENTS	2
THE ORGANIZATION	3
THE HISTORY	4
COMPANY KEY FACTS	6
THE SESTO FIORENTINO SITE	7
URBAN AND SOCIO-ECONOMIC CONTEXT	8
ACTIVITIES, PRODUCTS AND SERVICES	9
POLICY	11
GOVERNANCE STRUCTURE	13
ENVIRONMENTAL ASPECTS	15
IDENTIFICATION AND ASSESSMENT OF DIRECT ENVIRONMENTAL ASPECTS	16
SIGNIFICANT DIRECT ENVIRONMENTAL ASPECTS	18
<i>Atmospheric emissions</i>	18
<i>Data summary</i>	19
<i>Total annual greenhouse gas emissions</i>	19
<i>Total annual atmospheric emissions</i>	21
<i>Activity reference value</i>	22
<i>Environmental key performance indicators</i>	23
SIGNIFICANT ENVIRONMENTAL ASPECTS UNDER EMERGENCY CONDITIONS	24
NON-SIGNIFICANT ENVIRONMENTAL ASPECTS	25
ENERGY	25
MATERIALS	27
WATER	29
WASTE	30
LAND USE IN RELATION TO BIODIVERSITY	32
SIGNIFICANCE OF INDIRECT ENVIRONMENTAL ASPECTS	33
THE ENVIRONMENTAL IMPROVEMENT PROGRAMME	34
THREE-YEAR PERIOD 2023–2025	35
THREE-YEAR PERIOD 2026–2028	36
RELATIONS WITH AUTHORITIES AND THE LOCAL COMMUNITY	37
REGULATORY COMPLIANCE	38
STATEMENT OF LEGISLATIVE COMPLIANCE	39
VALIDATION OF ENVIRONMENTAL INFORMATION	39

THE ORGANIZATION

Faggi Enrico S.p.A. specialises in the production of fine chemicals and catalysts, and in the recovery, refining and trading of precious metals.

It operates 3 plants located in the industrial districts of Sesto Fiorentino and Florence, and a sales office in the municipality of Arezzo.

Headquarters and Plant

Via Ettore Majorana 101/103
50019 Sesto Fiorentino (FI)




UNI EN ISO 14001
UNI EN ISO 9001
UNI EN ISO 45001

EMAS

RJC Certified member
RJC Chain of Custody
UNI EN ISO 14064

Sesto Fiorentino Plant


Via Majorana 38/40
50019 Sesto Fiorentino (FI)



UNI EN ISO 14001
UNI EN ISO 9001
UNI EN ISO 45001
RJC Certified member
RJC Chain of Custody

Florence Plant

Via de' Cattani, 222
50135 Florence (FI)



UNI EN ISO 14001
UNI EN ISO 9001
UNI EN ISO 45001
RJC Certified member
RJC Chain of Custody

Arezzo Office

Via F.lli Lumiere, 88/E
52100 Arezzo



UNI EN ISO 9001
UNI EN ISO 45001
RJC Certified member
RJC Chain of Custody



The scope of the EMAS Registration refers solely to the main site located at Via Majorana 101/103 in Sesto Fiorentino (FI).



THE HISTORY

Plant

The new headquarters in Sesto Fiorentino at Via Majorana 101/103 is inaugurated

EMAS

Faggi Enrico S.p.A. is registered under EMAS

Catalysts Division

The Calenzano Plant is established for Catalyst production

Product Certification

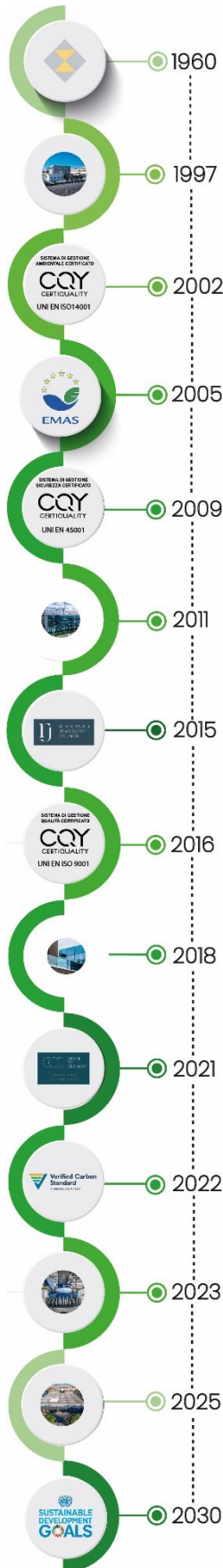
The Organization obtains UNI EN ISO 9001 Certification for its CMS

RJC Chain of Custody

Faggi Enrico S.p.A. is an entity with a chain of custody certified by the Responsible Jewellery Council for silver, gold, platinum, palladium and rhodium. The procurement of gold and platinum group metals takes place exclusively from recycled material

Catalysts Division

The Calenzano Catalyst production plant is transferred to the new, more sustainable and efficient Florence site.



Foundation

Enrico Faggi founds Faggi Enrico s.r.l.

Environmental Certification

The Organization obtains the UNI EN ISO 14001 Certification for its CMS

Health and Safety at Work

The Organization achieves BS OHSAS 18001 Certification (now UNI EN ISO 45001)

RJC Membership

Faggi Enrico S.p.A. becomes a certified member of the Responsible Jewellery Council

Expansion

The expansion of the Via Majorana 101/103 site is completed through the renovation of the existing building and the construction of a new facility.

Carbon Neutrality

The organization, having quantified and reported GHG emissions and their removals per UNI EN ISO 14064-1, has fully offset GHG emissions through the purchase of certified carbon credits.

New refining plant

A new state-of-the-art precious metals refining plant, more efficient and sustainable, becomes operational at the Florence site.



Gender Equality (Inclusion and Equal Opportunity)
 In a traditionally male-dominated sector, Faggi supports the growth of female role models, demonstrating that competence and merit have no gender.

We create a fair and inclusive work environment where everyone has equal professional development opportunities, in full coherence with our ethical values and corporate culture.

Highlights:

- 0 incidents of discrimination
- 22% female employees
- 37% female researchers



Decent Work and Economic Growth (Ethics, Safety and Value)
 We promote growth that protects people and values work. We guarantee the highest health and safety standards and adopt a zero-tolerance policy towards child and forced labour throughout our value chain. Our circular model generates ethical and social value, reducing dependence on extraction in vulnerable countries.

Highlights:

- 0 workplace accidents
- 0 corruption incidents
- 71 employees
- 500 training hours delivered
- UNI ISO 45001 Certification
- Certified RIC COP COC member



Industry, Innovation and Infrastructure (Innovation for Regeneration)
 At Faggi we transform recovered metals into strategic resources for European industry, developing cutting-edge processes that combine efficiency, safety and sustainability. We continuously invest in advanced technologies and smart infrastructure, creating an industrial model capable of meeting the challenges of the energy and technological transition.

Highlights:

- Project "Green cat" – POR FESR Tuscany Region Call
- Project "EN.SA" – POR FESR Tuscany Region Call
- Project "S.G.A." – POR FESR Tuscany Region Call



Responsible Consumption and Production (The Heart of the Circular Economy)
 Traditional mining involves environmental and ethical impacts that are now unsustainable. Our activity has always represented a concrete alternative: an advanced circular economy model capable of transforming industrial waste into high-value resources. Every gram of recovered metal avoids new mining in fragile areas. It drastically reduces CO₂ emissions compared to primary extraction. It protects ecosystems and biodiversity, limiting land and water consumption.

Highlights:

- 1,156 t of waste treated in 2025
- 100% procurement of gold and PGMs from recycled material
- 98%+ precious metals recovery efficiency



Climate Action (Minimising Our Footprint)
 Acting against climate change means making concrete choices every day. Our circular economy model eliminates at its root the heaviest impacts of traditional extractive industry. Through the recovery and recycling of strategic metals, we reduce dependence on energy-intensive mining. Every stage of our processes is continuously monitored and optimised to minimise emissions and the carbon footprint.

Highlights:

- 100% of electricity consumption from renewable sources



Life on Land (Protecting the Environment)
 Recovery is our first act of environmental protection. Every regenerated material reduces the need for new extractions, protecting natural ecosystems and preserving biodiversity from mining impacts. This commitment extends to all our activities, managed with rigour, responsibility and constant environmental care.

Highlights:


- 0 environmental incidents such as spills or contamination



Partnerships for the Goals (Collaboration for the Future)
 Sustainability is a goal built together. We believe no one can act alone: we actively collaborate with partners, suppliers and institutions to spread responsible and innovative practices. Through these synergies, we transform individual commitment into concrete results, contributing together to the achievement of the 2030 Agenda goals.

Highlights:

- EMAS Certification since 2005
- RIC Chain of Custody Certification 2021



COMPANY KEY FACTS



TURNOVER

417 mln € 2025
612 mln € 2024
320 mln € 2023



HEADCOUNT

71 2025
69 2024
61 2023

PROCUREMENT OF GOLD AND PGMs
FROM RECYCLED MATERIAL

100 % 2025
100 % 2024
100 % 2023



WASTE TREATED	BROKERED WASTE
1,155.90 t 2025	6,560 t 2025
1,223.60 t 2024	8,137 t 2024
1,093.28 t 2023	8,782 t 2023

CARBON FOOTPRINT¹

3109 t CO₂e 2025
2500 t CO₂e 2024
2773 t CO₂e² 2023

CARBON NEUTRALITY¹

100 % 2025*
100 % 2024
100 % 2023

*TARGET FOR THE YEAR 2025.

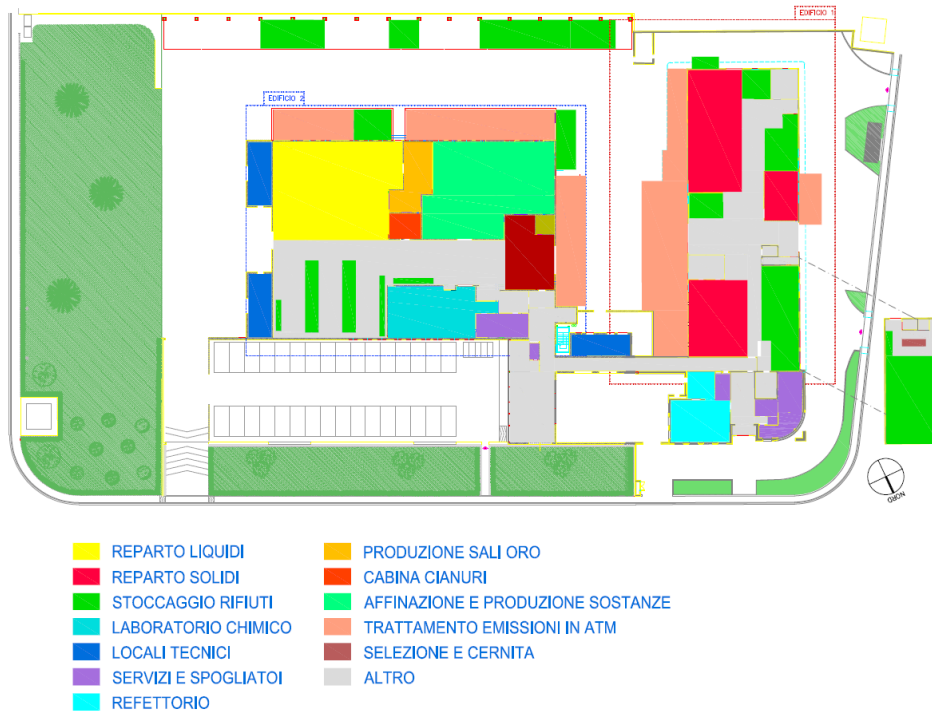
¹ Referring to the plant at Via Maiorana 101/103 in Sesto Fiorentino.

² Value obtained by quantifying emissions related to electricity consumption based on a market approach according to UNI EN ISO 14064-1.

THE SESTO FIORENTINO SITE

Faggi Enrico S.p.A. was established in 1983 and operates in the municipality of Sesto Fiorentino, at the plant located in the Osmannoro industrial area, south-west of the town centre, at Via Majorana 101/103.

The production complex consists of two interconnected buildings, referred to as Building 1 and Building 2, covering an area of approximately 12,000 m², of which approximately 3,500 m² are covered.



PRODUCTION AREA LAYOUT



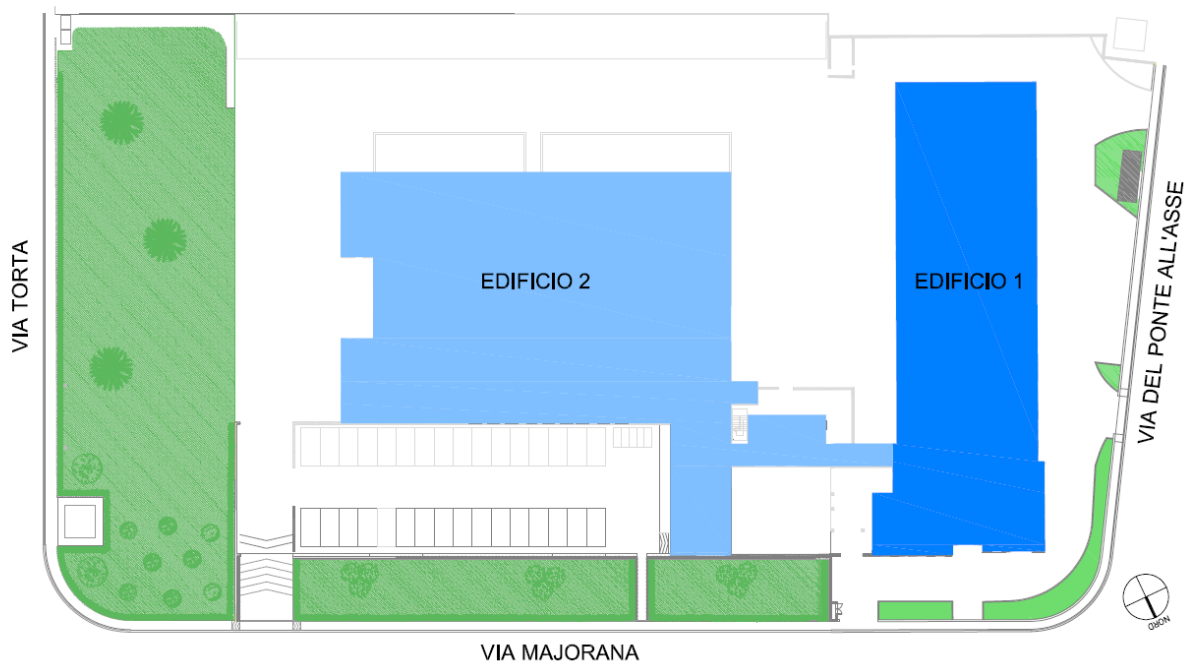
URBAN AND SOCIO-ECONOMIC CONTEXT



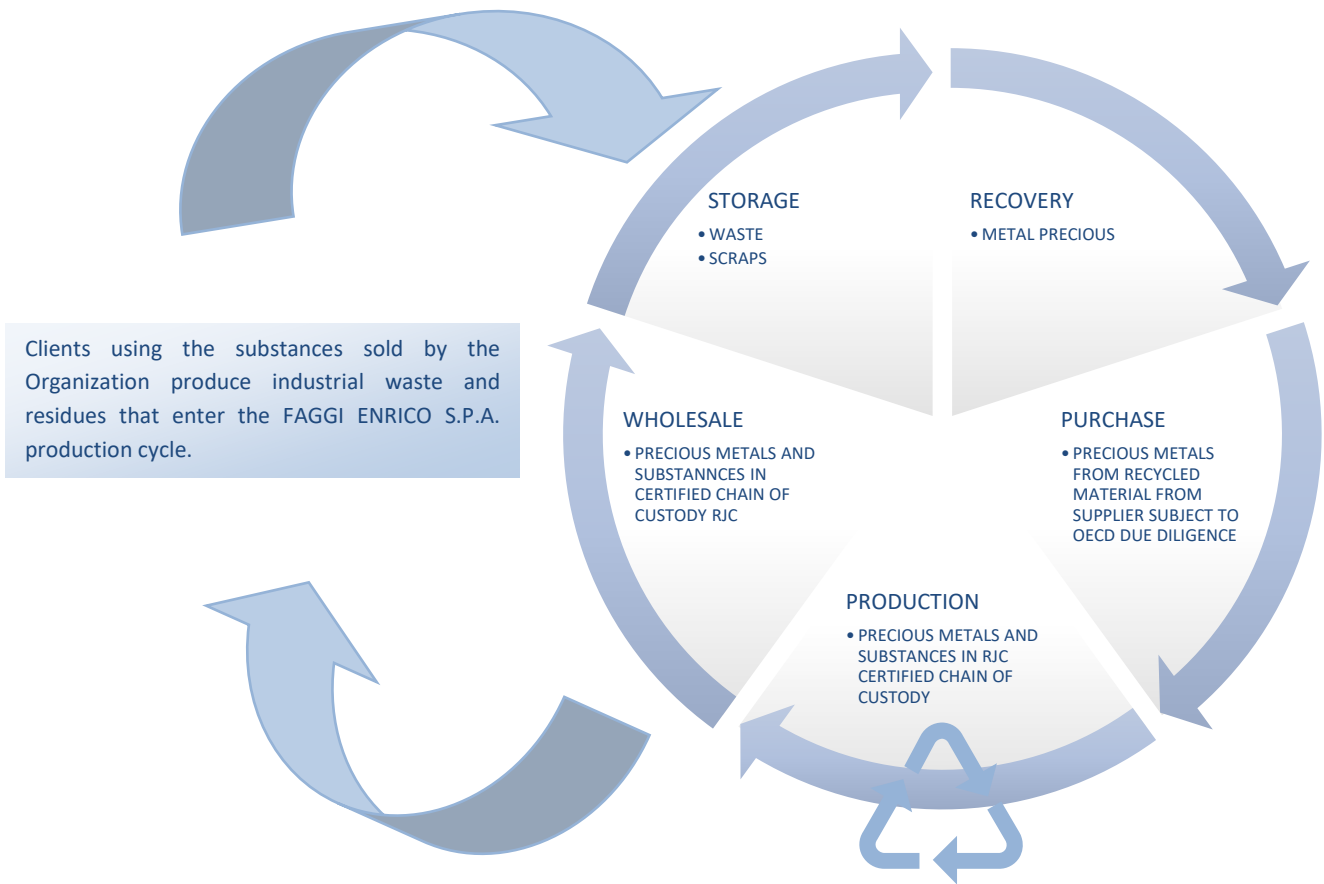
The industrial area, located in the Osmannoro district, lies in the lower part of the Piana di Sesto plain, on the edge of the existing production area on the right side of Via Lucchese, served via Ponte all'Asse and Via del Cantone roads. The plant area borders:

- to the North with Via Lucchese;
- to the East with Via del Cantone;
- to the South with the Gavina ditch;
- to the West with an undeveloped area free of roads.

The area has not previously been occupied by any human activity. The permitted land use surrounding the plant is exclusively industrial.



ACTIVITIES, PRODUCTS AND SERVICES



Faggi Enrico S.p.A. carries out the following activities:

- recovery of precious metals from waste and slag from chemical and industrial processing through physico-chemical and thermal treatments;
- Refining of precious metals from bars (end of waste) or precious metal scrap;
- Collection and transportation of third-party waste on own account, and storage and disposal of waste through physico-chemical treatment;
- manufacture of precious metal-containing chemicals mainly for the pharmaceutical and fashion accessories sectors;
- trading of pure precious metals and precious metal-containing chemical products;
- sorting and selection of solid waste (small metal parts);
- Waste brokering without physical possession.

All the above activities are carried out at the Sesto Fiorentino Plant, Via Majorana 101, 103.

The ATECO 2025 and NACE rev. 2.1 classification of the above activities is as follows:

- Code 24.41.00 – production of precious metals.
- Code 20.59.99 – manufacture of all other miscellaneous chemical products n.e.c.
- Code 38.23 – other waste recovery activities.
- Code 38.3 – waste disposal without recovery.
- Code 46.82.10 – wholesale trade of non-ferrous metals and metalliferous minerals.
- Code 46.18.91 – waste management activities carried out as brokers (waste brokering without physical possession).



POLICY

Faggi Enrico S.p.A., specialising in fine chemicals and catalyst production and in precious metals recovery, refining and trading, recognises the importance of establishing principles to guide its conduct in order to grow with respect for the environment, worker health and safety, social ethics and the quality of its products and services. Through analysis of its reference context, Faggi Enrico S.p.A. commits to identifying relevant internal and external factors, interested parties' expectations and to assessing risks and opportunities from their fulfilment within the framework of its strategic objectives. The Company's commitment is structured around six main pillars:



Acting ethically: business ethics.

- Conduct business in accordance with the highest ethical standards and ensure transparency, integrity and compliance with applicable legislation.
- Be absolutely uncompromising on corruption and money laundering from illegal activities.
- Exercise extreme vigilance in procurement, particularly regarding gold and platinum group metals.
- Adhere to the principles adopted by the Responsible Jewellery Council (RJC).



Working with dignity: social performance

- Support and uphold the Universal Declaration of Human Rights.
- Tolerate neither child labour nor forced labour.
- Do not prevent workers from exercising freedom of association and collective bargaining.
- Do not discriminate against workers on the basis of race, origin, religion, disability, gender, sexual orientation, age, political beliefs, trade union membership or marital status.
- Comply with the provisions of the applicable national collective labour agreement.
- Contribute to the development and well-being of the local community.



Safeguarding the environment: environmental performance

- Calculate the environmental footprint of our activities according to ISO 14064-1 through analysis and accounting of GHG emissions.
- Define a carbon management system aimed at minimising atmospheric emissions.
- Develop a plan to offset greenhouse gas emissions with equivalent measures (carbon neutrality).
- Minimise atmospheric emissions.
- Remediate the negative impacts of our activities on the environment.
- Manage waste responsibly.
- Comply with applicable legal requirements regarding our environmental aspects.
- Maintain and improve our environmental management system.
- Adhere to the European Eco-Management and Audit Scheme (EMAS).



Working safely: safeguarding worker health and safety.

- Offer the highest occupational health and safety standards.
- Prevent workplace injuries and accidents, and prevent work-related illnesses.
- Eliminate hazards and reduce OHS risks.
- Comply with applicable legal requirements regarding OHS.
- Ensure timely training and continuous development to allow staff professional growth in line with their roles and duties.
- Maintain and improve our occupational health and safety management system.
- Consult workers and the Workers' Safety Representative (RLS) and promote their participation.



Quality assurance: going beyond customer satisfaction

- Comply with contractual terms for both technical and commercial aspects.
- Involve all staff in meeting requirements and increasing customer satisfaction.
- Understand and anticipate customer needs and provide appropriate responses to every request to maintain loyalty.
- Strategically invest R&D Laboratory resources to introduce new production methods, controls and tests to obtain new, competitive, top-quality products meeting the needs of an ever-changing market.
- Ensure compliance with quality standards and provide information on product characteristics.
- Implement a quality management system.
- Ensure the competence, impartiality and consistent operation of chemical laboratories.



Privacy and confidentiality protection

- Information security: protect data and elements of the information system responsible for their management. In particular, pursue information security through the definition, achievement and maintenance of confidentiality, integrity and availability.
- Confidentiality: ensure that information is accessible only to functions authorised by legally binding commitments;
- Integrity: safeguard the consistency of information from unauthorised modifications;
- Availability: ensure that authorised users have access to information and associated architectural elements when required.

The concrete application of this policy is subject to independent audits. These audits consider numerous criteria and allow for a dynamic of continuous improvement based on sharing best practices, respect for the environment and safeguarding worker health and safety. The company commits to promoting this Policy, allocating adequate resources and means to achieve its objectives, and to disseminating it to all persons working for or on behalf of the Organization so that it is shared and supported. It also commits to reviewing it periodically to ensure its relevance and appropriateness to the Organization.

Date: 21.06.2022

The Organization's policy is available for download in the "Certifications" section of the website www.faggi.it.

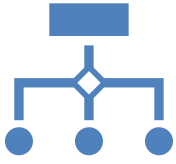


Gianni Faggi

Cavaliere del Lavoro

Sole Director

GOVERNANCE STRUCTURE



The Organization is a joint-stock company of which Cav. Lav. Gianni Faggi is the Sole Director. A Board of Statutory Auditors, composed of five members, also serves as a supervisory body. To ensure the efficient operation of the adopted Integrated Quality, Environmental and OHS Management System (CMS), Faggi has identified the roles, responsibilities and duties of all personnel who direct, carry out and control activities with an (actual or potential) environmental impact, as well as the mutual relations among these parties. The specific structure responsible for environmental management

is the Management Representative for the Corporate Management System, for OHS, for Quality and RJC Coordinator. The Corporate Management System (CMS) adopted at the Via Majorana 101/103 site in Sesto Fiorentino is the tool that enables full compliance with applicable regulatory requirements to be verified and maintained, environmental performance to be improved, and specific environmental information and protection to be ensured. The Organization has adopted an Organization and Management Model pursuant to Legislative Decree 231/2001 and subsequent amendments. Roles and responsibilities within the CMS are summarized below.

MANAGEMENT REPRESENTATIVE FOR THE CORPORATE MANAGEMENT SYSTEM

Is the highest-level person responsible for implementing the Environmental Policy and the Corporate Management System.

Is responsible for coordinating all environmentally relevant activities.

TECHNICAL MANAGER

Is responsible for the operation and maintenance of all site plant and equipment, including environmental control system.

PROCEDURES AND OPERATING INSTRUCTIONS

Establish the way of acting in a given area so that all operators behave uniformly and in a formally recognised manner.

ENVIRONMENTAL REGULATORY REGISTER

Ensures information on legislative updates and environmental regulations is provided.

SITE ENVIRONMENTAL ANALYSIS

Is the process by which environmental aspects related to the Organization's activities, products and services are identified, in order to determine which may have significant environmental impacts.

INTERNAL ENVIRONMENTAL AUDITS

Defined under an annual programme in order to periodically assess the performance of the site.

ENVIRONMENTAL STATEMENT

Published every three years and updated annually. It contains general company information and summary data on the site's environmental performance.

INFORMATION FOR THE PUBLIC

Faggi S.p.A. is available to provide all interested parties with information useful for understanding the production process and the Corporate Management System, in line with the standards UNI EN ISO 14001:2015, UNI EN ISO 9001:2015, UNI EN ISO 45001:2023 and with the principles adopted by the Responsible Jewellery Council (RJC).

You may contact us by telephone, fax or e-mail to request a copy of the Environmental Statement. Through the website, at www.faggi.it it is possible to obtain all important company information, download copies of the Environmental Statement, the Environmental Policy, the Authorization Acts, and the safety data sheets of substances produced and traded.

For information, please contact:

Claudia Ianni – Management Representative for the Corporate Management System
Via Ettore Majorana, 101/103 - 50019 Sesto Fiorentino (FI)
Tel.: 055 3951719 – Fax: 055 311791
E-mail: claudia.ianni@faggi.it



ENVIRONMENTAL ASPECTS

Environmental aspects are the elements of the Organization's various activities, products or services that may interact with the external environment. Such elements may cause a change in environmental factors and components, producing a positive or negative impact on their quality and/or quantity.

The following matrix presents the process analysis conducted in the various plant areas, identifying the direct environmental aspects for each phase.

Activities, Products and Services	Energy use	Water consumption	Raw material consumption	Auxiliary material consumption	Channelled atmospheric emissions	Diffuse atmospheric emissions	Water discharges	Waste/Residues	PCB/PCT	Ozone-depleting substances	Asbestos	Odours	Noise – External/Internal	Ionising and non-ionising radiation	Vibrations	Soil contamination	Transport	Visual intrusion	Thermal energy emissions	Effects on biodiversity
Transport	√					√ x							√				√			
Material storage						!						x				!				
Alkaline treatment	√	√		√	√	!		√				!				!				
Acid treatment	√	√		√	√	!		√				!				!				
Thermal treatment	√	√		√	√	!		√				!				!				
Grinding	√				√			√					√			!				
Melting	√			√	√			√								!				
Refining	√	√		√	√	!						!				!				
Laboratory	√	√		√	√	!		√				!		!		!				
Fume treatment	√	√		√	√			√					√			!				
Offices	√	√					√	√								!	√			
Manual sorting and selection								√												
Brokering								√								!	√			

√ Normal Conditions, X Abnormal Conditions, ! Emergency Conditions

IDENTIFICATION AND ASSESSMENT OF DIRECT ENVIRONMENTAL ASPECTS

The process of identifying and characterising environmental aspects and the conditions under which impacts may occur was carried out using the methodologies set out in procedure PRSGA-01: “Environmental Aspects”.

In order to determine the significance of an environmental aspect, various factors are considered:

- the degree of environmental impact;
- the ease with which the Organization ensures compliance with the legislation governing the aspect;
- any issues with the local population on matters related to the aspect.

The degree of impact is assessed by means of three elements:

- Substance characteristic (C)
- Receptor sensitivity (S)
- Quantity emitted (Q)

These aspects are estimated on a qualitative scale ranging from low (L) to medium (M) to high (H).

Appropriately combined, they determine an impact level on a numerical scale from 1 to 3, as do the other factors contributing to the significance level (S).

An environmental aspect is considered significant when the assessed actual risk level is greater than or equal to 3.

Environmental aspects whose impacts have been deemed significant receive particular attention from the Organization, which has established and adopts appropriate management procedures and operating instructions to control or reduce any negative impacts associated with activities connected to such aspects. Environmental aspects, assessed under normal conditions, are summarised in the table below.



Significance level $S = I + N + C$



ENVIRONMENTAL ASPECT	ENVIRONMENTAL IMPACT	C	S	Q	I	N	C	S
Electrical energy	Non-renewable resource consumption	B	-	M	2	0	0	2
Thermal energy (natural gas)	Non-renewable resource consumption	M	-	M	2	0	0	2
Thermal energy (diesel)	Non-renewable resource consumption	M	-	M	2	0	0	2
Water	Water consumption	M	-	M	2	0	0	2
Raw materials (waste and chemicals for waste treatment)	Waste generation	M	-	M	2	1	0	1
Raw materials (chemicals used for fine chemicals production)	Non-renewable resource consumption.	M	-	B	1	0	0	1
Channelled atmospheric emissions	Air pollution	A	B	M	2	1	1	4
Diffuse atmospheric emissions	Air pollution	B	B	B	1	0	0	1
Wastewater discharge to sewer	Surface water pollution	B	B	B	1	1	0	2
Waste generated	Soil, subsoil and water pollution	M	B	B	1	1	0	2
Odours	Unpleasant effects	B	B	B	1	0	0	1
Noise	Noise pollution	B	B	B	1	1	0	2
Traffic	Air and noise pollution	B	B	B	1	0	0	1
Soil	Groundwater pollution	B	B	B	1	0	1	2
Ionising radiation	Environmental contamination	B	B	B	1	1	0	2

Direct environmental aspects significance assessment



SIGNIFICANT DIRECT ENVIRONMENTAL ASPECTS



Atmospheric emissions

Channeled atmospheric emissions are the Organization's only significant direct environmental aspect and are presented in the following table:

Emission	Emission source	Height (m)	Flow rate (Nm ³ /h)	Treatment Plant	Building
E1	Chemical laboratory	12	6.000	✓	2
E2	Thermal treatment	22,5	11.500	✓	1
E3	Grinding	9	10.000	✓	1
E4	Tetrakis production	12	2.000	✓	2
E5	Refining and substance production (acid emissions)	12	6.000	✓	2
E6	Melting furnace	9	9.000	✓	1
E10	Refining and substance production (alkaline emissions)	12	4.260	✓	2
E11	Gold salt preparation laboraty	12	3.000	✓	2
E12	Acid treatment	12	9.560	✓	2
E13	Alkaline treatment	12	16.000	✓	2
E14	Melting furnaces for refining and substance production	9	2.000	--	2
E23	Thermal treatment	30	16.000	✓	1
E24	Extraction system from hazardous waste operating areas	12	15.000	✓	1

The Organization is authorized under Unified Act 107 of 22/09/2016 issued by the SUAP of the Municipality of Sesto Fiorentino, incorporating the provisions of Directorial Decree No. 8986 of 14/09/2016 issued by the Tuscany Region and subsequent amendments. Within its CMS, Faggi Enrico S.p.A. has implemented the necessary procedures for managing its atmospheric emissions:

PRSGA09 "Management of production processes and channeled emissions" aims to produce and maintain an updated inventory of channelled emission points in order to:

- assess and quantify pollutant emissions from stacks on the basis of authorizations and experimental monitoring protocols;
- verify compliance with authorizations;
- plan and manage channelled emission monitoring activities, verify and ensure abatement system efficiency;
- identify possible emission reduction measures.

PRSGA15 "Surveillance and measurements" which aims to ensure:

- surveillance over the correct conduct of environmentally and OHS-relevant activities and processes, and compliance with correct procedures for use, maintenance, calibration and control of all machinery and plant;
- measurement of the quantities representative of environmental aspects and of the company's environmental objectives and targets.

In accordance with the Monitoring and Control Plan, the company monitors its emissions:

Code Emission	Monitored pollutants	Frequency
E2	SO ₂ , HCl, HF, Cd, Tl, Hg, Sb, As, Pb, Cr, Co, Cu, Mn, Ni, V, PCDD+PCDF, PAH, NO _x	four-monthly
	CO, TOC, O ₂ concentration, temperature, pressure, water vapour content, volumetric flow rate, outlet temperature from post-combustion chambers	Continuous
E23	SO ₂ , HCl, HF, Cd, Tl, Hg, Sb, As, Pb, Cr, Co, Cu, Mn, Ni, V, PCDD+PCDF, PAH, NO _x	four-monthly
	CO, TOC, O ₂ concentration, temperature, pressure, water vapour content, volumetric flow rate, outlet temperature from post-combustion chambers	Continuous
E3	Dust	annual
E4	COT, HCl, NO ₂ , SO ₂ , NH ₃ , N ₂ H ₄	semi-annual
E5	HCOOH, HCl, NO ₂ , HCHO	semi-annual
E6	Dust	annual
E10	NH ₃	annual
E11	HCN	annual
E12	H ₂ SO ₄ , HCl, NO ₂	semi-annual
E13	NO _x , HCN, CH ₂ O	semi-annual
E14	Dust	annual
E24	Dust, VOC Class II Tab. D	semi-annual

The results of these checks confirmed substantial compliance with the authorization requirements and limits set by the authorization and applicable regulations in 2025.

Data summary

The performance analysis is presented over a 3-year period from 2025 to 2027 and contains the key environmental performance indicators composed, in accordance with the methods set out in Annex IV of EMAS Regulation 2018/2026, of:

- i) data A indicating total annual consumption/production, which for atmospheric emissions is represented by:
 - the “total annual greenhouse gas emissions”, comprising at least CO₂, CH₄, N₂O, HFC, PFC, NF₃ e SF₆ emissions, expressed in tonnes of CO₂ equivalent.
 - the “total annual atmospheric emissions”, comprising at least SO₂, NO_x and PM, expressed in kilograms or tonnes.
- ii) data B indicating an annual reference value representing the Organization's activities, consisting of tonnes of waste treated;
- iii) data R representing the ratio A/B.

Total annual greenhouse gas emissions

The following table shows the total annual emissions of the following greenhouse gases (figure A₁):

- CO₂ (Direct and indirect emissions).
- N₂O (Direct emissions).
- CH₄ (Fugitive emissions and those associated with fuel consumption, expressed as t CO₂eq).

- CFCs (Fugitive refrigerant gas emissions expressed as t CO₂eq).

GHG SF₆, NF₃ were not considered as they do not form part of the Faggi Enrico S.p.A. process.

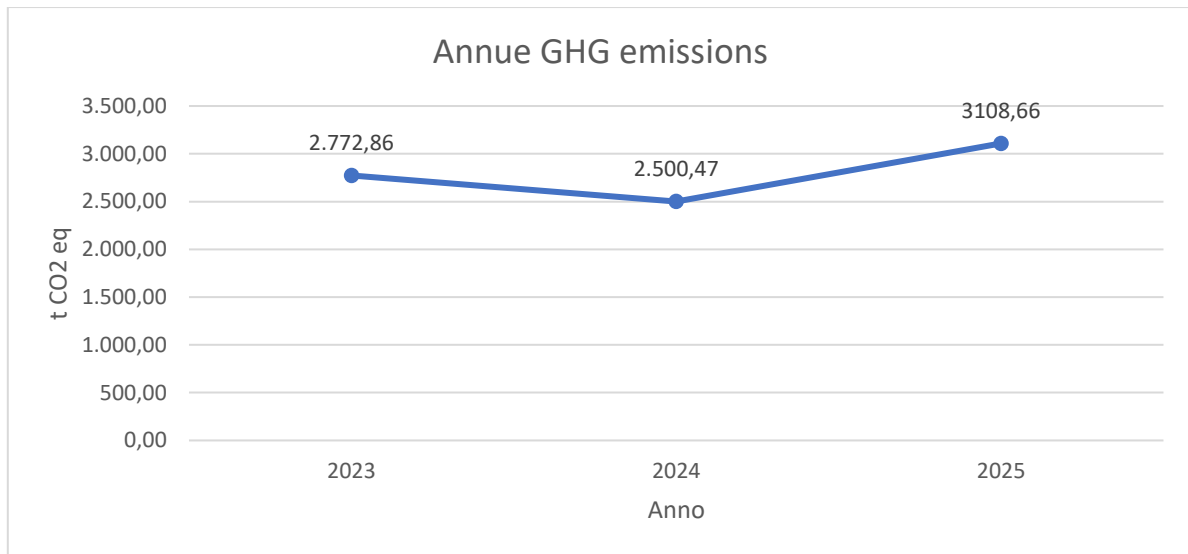
N.	GHG emission category UNI EN ISO 14064	Total (t CO ₂ e)		
		2023	2024	2025
1	Direct GHG emissions	770,51	687,19	932,43
2	Indirect GHG emissions from imported energy	325,05	355,81	295,14
3	Indirect GHG emissions from transport	39,98	46,49	53,62
4	Indirect GHG emissions associated with products used by the Organization	1982,35	1819,32	2175,16
5	Indirect GHG emissions from the use of products from the Organization	0,0	0,0	0,0
6	Indirect GHG emissions from other sources	20,14	0,0	0,0
TOTAL EMISSIONS		3138,04	2908,81	3456,35

In implementation of its environmental policy, from 2021 the Organization has also decided to quantify and report the GHG emissions of the Via Majorana 101/103 Plant in Sesto Fiorentino, applying the guidance in the reference standard UNI EN ISO 14064-1:2019. To this end, it has established procedure “PRSGA02 Carbon Footprint” to define the methods for detecting any overall and substantial changes in GHG emissions relative to the reference year, ensuring the representativeness of the GHG inventory. GHG reports for 2021 to 2025 have been verified by the Certiquality Institute, accredited by ACCREDIA for the verification of GHG inventories compliant with UNI EN ISO 14064-1:2019, with a limited level of assurance.

Since 2022, the Organization uses only electricity produced from renewable sources, both through the purchase of certified “green” electricity and through its own photovoltaic system.

By virtue of these reduction initiatives, indirect emissions from imported electricity can be quantified using a market-based approach, in accordance with point E.2.2 of Appendix E of the standard UNI EN ISO 14064-1:2019.

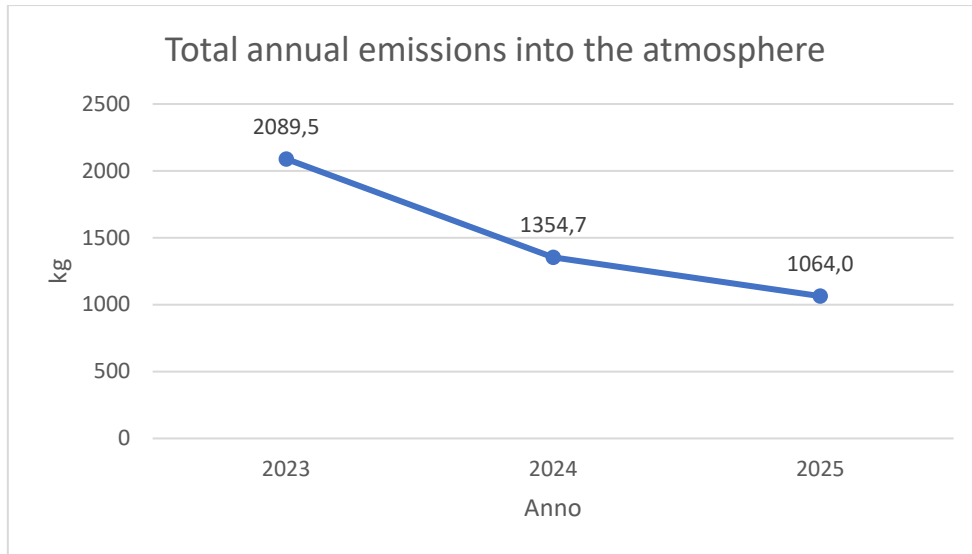
N.	GHG category	Emissions (tCO ₂ e)		
		2023	2024	2025
1	Direct emissions and removals	770,51	687,19	932,43
3	Indirect GHG emissions from transport	39,98	46,49	53,62
4	Indirect emissions from products used by the Organization	1.942,22	1.766,79	2.122,60
6	Indirect GHG emissions from other sources	20,14	0,00	0,00
TOTAL		2.772,86	2.500,47	3.108,66



Total annual atmospheric emissions

The “total annual atmospheric emissions” (figure A₂), comprising at least SO₂, NO_x and PM, expressed in kilograms, are shown in the following table:

Substances	Total annual atmospheric emissions (kg)		
	2023	2024	2025
Sum of 9 metals	2,3	0,7	0,25
Mercury	0,0	0,0	0,0
Cd + Tl	0,0	0,0	0,0
SO ₂	7,0	5,4	7,0
Hydrochloric acid	32,4	40,3	39,0
Fluorine and compounds HF	3,2	1,2	2,1
NO ₂	1744,3	1043,0	803,0
CO	243,1	145,4	145,0
PCDD/PCDF	0,0	0,0	0,0
IPA	0,0	0,0	0,0
Hydrocyanic acid	1,2	1,7	2,26
Ammonia	4,2	4,1	8,9
Sulphuric acid	1,0	0,9	1,0
PCB	0,0	0,0	0,0
Dust (PM10 particulate)	3,1	58,0	17,0
CH ₂ O	1,8	2,5	9,5
CH ₂ O ₂	0,6	0,5	0,7
Hydrazine	0,1	0,0	0,0
TOC	44,9	51,0	29,0
TOTAL	2089,5	1354,7	1064,0



The reduction in atmospheric emissions, both GHG and total annual, was achieved through the commissioning of new emission point E23, which improved the efficiency of treatment of emissions from the incineration of waste comprising spent precious metal catalysts.

Activity reference value

The reference value for the Organization's activity (figure B) is represented by tonnes of waste treated during the year under review.

	Year		
	2023	2024	2025
Total waste treated (t)	1093,30	1223,60	1155,90

Environmental key performance indicators

The environmental key performance indicators (KPI) consist of the ratios between figures A and B:

$$R_1 = \frac{A_1}{B}$$

$$R_2 = \frac{A_2}{B}$$

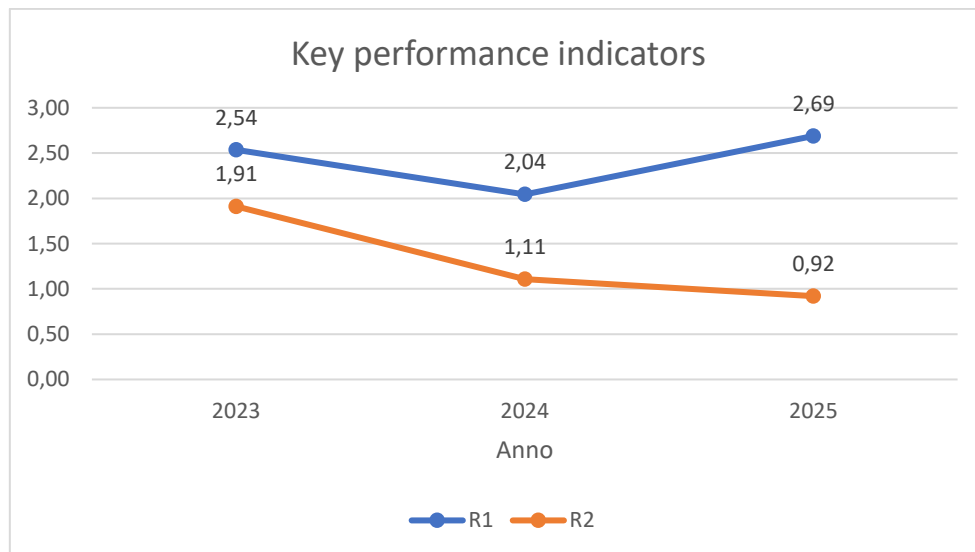
Where:

A₁ = Total annual greenhouse gas emissions [t CO₂ eq]

A₂ = Total annual atmospheric emissions [kg]

B = Annual waste treated [t]

KPI	unit	Year		
		2023	2024	2025
R ₁ <u>Emissioni totali annue di gas serra</u> Rifiuti annui trattati	t CO ₂ eq / t	2,54	2,04	2,69
R ₂ <u>Emissioni totali annue nell'atmosfera</u> Rifiuti annui trattati	kg / t	1,91	1,11	0,92



In selecting the specific environmental KPI, the Organization considered COMMISSION DECISION (EU) 2020/519 of 3 April 2020 *on the sectoral reference document on best environmental management practices, sector-specific environmental performance indicators and benchmarks of excellence for the waste management sector pursuant to Regulation (EC) No 1221/2009 on voluntary EMAS participation*. However, although within the scope of waste management sector organizations, the type of waste streams (industrial and commercial) treated by FAGGI ENRICO is not covered by that document.

SIGNIFICANT ENVIRONMENTAL ASPECTS UNDER EMERGENCY CONDITIONS

Significant environmental aspects under emergency conditions consist of atmospheric emissions due to electricity or gas supply interruptions, soil, subsoil and water contamination, and atmospheric emissions in the event of fire.



These conclusions were reached following a semi-quantitative assessment applying criteria of probability of occurrence and severity for the environment, also considering preventive and mitigating measures, alarm systems and management methods which, through appropriate numerical indicators, provided a comprehensive, objective and reproducible assessment of the actual risk level for each business activity aspect. This analysis considered both events beyond the Company's direct control (flooding, fire) and personnel errors or equipment failures. These aspects are managed through Internal Emergency Plans, appropriately prepared and periodically subjected to drills and simulations. To date, no emergency situations or near-miss events have ever occurred.



NON-SIGNIFICANT ENVIRONMENTAL ASPECTS




In the interest of maximum transparency and communication, it has been deemed appropriate to also report on key performance indicators related to non-significant environmental aspects and impacts.

Energy



The Organization consumes energy in the form of electrical energy and thermal energy; it also has a photovoltaic system for electrical energy production that is fed back into the production cycle.

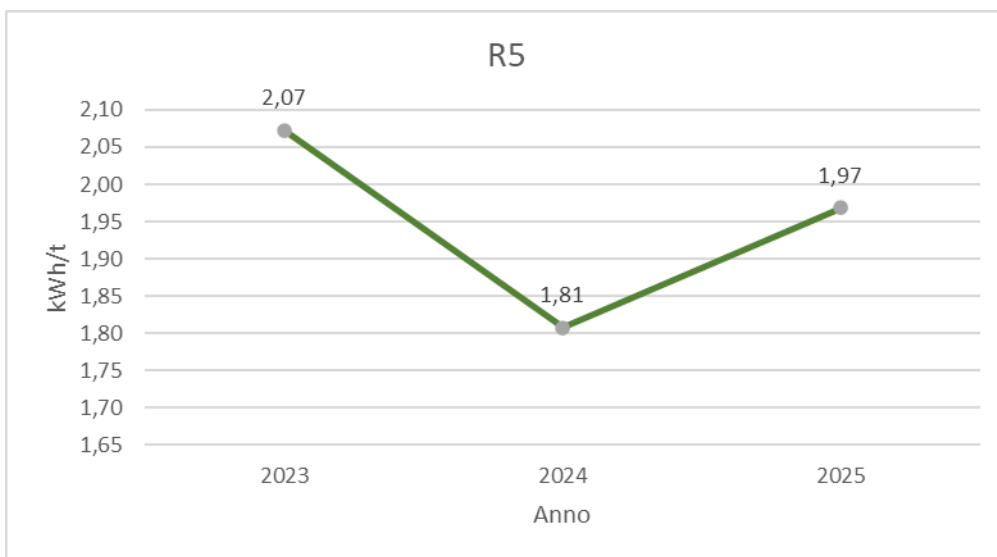
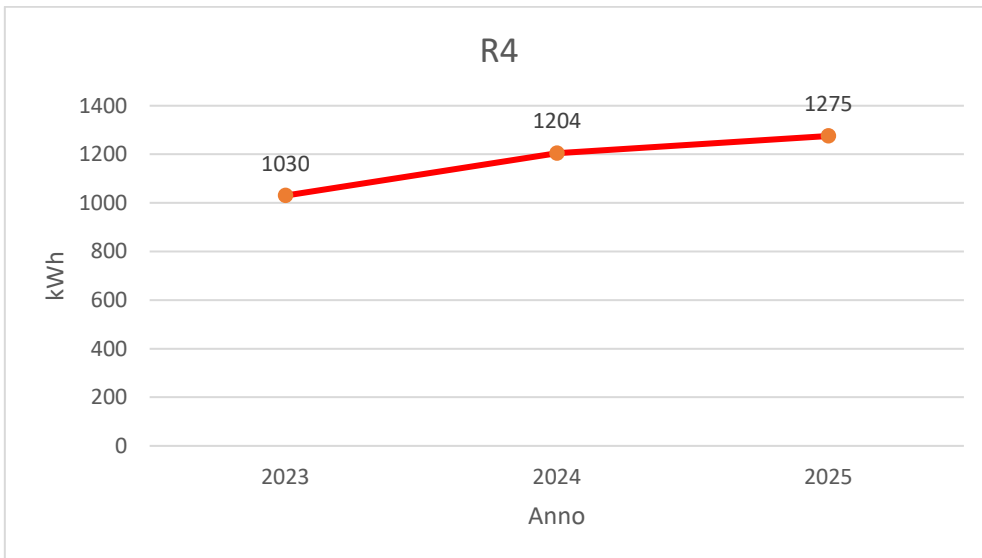
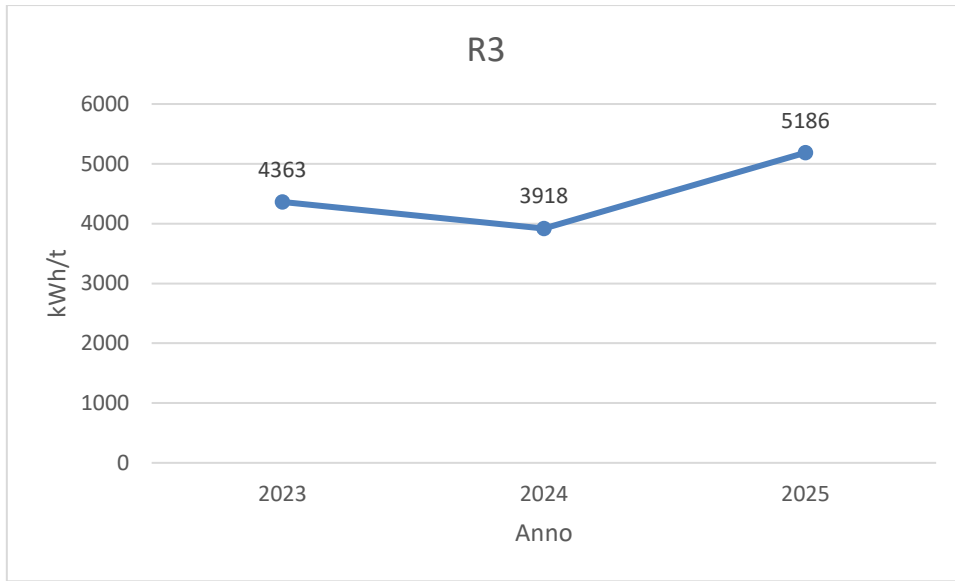
Year	Purchased electrical energy (kWh)	Thermal energy consumed (natural gas) (kWh)	Thermal energy consumed (diesel) (kWh)	Total direct energy consumption (kWh)
2023	1123965	3449322 ³	194526 ⁴	4770079
2024	1471518	3107312	212993	4794035
2025	1472027	4326303	193547	5994152

Year	Total direct energy consumption (kWh)	Total renewable energy consumption (kWh)	Total renewable energy production (kWh)
			
	A1	A2	A3
2023	4770079	1126231	2266
2024	4794035	1473730	2212
2025	5994152	1474302	2275

Key performance indicators		unit	Year		
			2023	2024	2025
R ₃	$\frac{\text{Total direct energy consumption}}{\text{Annual waste treated}}$	kWh/t	4363	3918	5186
R ₄	$\frac{\text{Total renewable energy consumption}}{\text{Annual waste treated}}$	kWh/t	1030	1204	1275
R ₅	$\frac{\text{Total renewable energy production}}{\text{Annual waste treated}}$	kWh/t	2.07	1.81	1.97

³ 1 Smc = 1.0549 Nmc. 1Nmc = 0.0953 kWh

⁴ Only diesel fuel from trucks and vans was considered, not that from cars, in accordance with the GHG report's significance assessment. Conversion factor kWh = 10.3 x liters of diesel fuel.



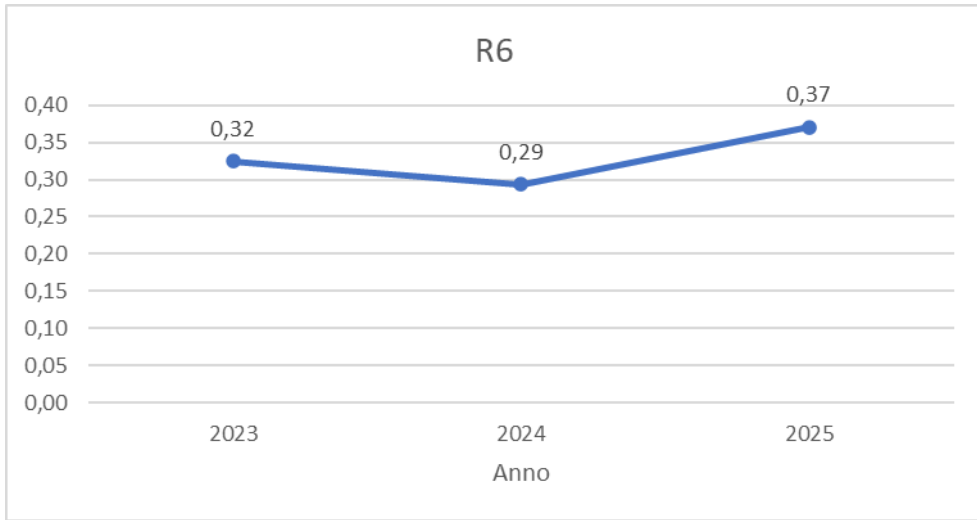
Materials



The auxiliary technical materials used in the plant consist mainly of chemicals needed for waste treatment processes and laboratory analyses. The table below lists the main chemical reagents used in the company's processes.

Raw material	Use	Annual mass flow in tonnes		
		2023	2024	2025
Boric acid	Solid waste treatment	0,500	0,300	0,45
Hydrochloric acid	Liquid waste treatment	57,600	57,79	73,83
Hydrofluoric acid	Liquid waste treatment	0,470	0,47	0,83
Formic acid	Liquid waste treatment	0,000	0,11	0,12
Nitric acid	Liquid waste treatment	9,900	8,85	10,88
Sulphuric acid	Liquid waste treatment	14,400	17,08	21,29
Alcohol	Substance production	1,500	1,92	1,88
Formaldehyde	Liquid waste treatment	105,600	118,54	160,86
Ammonia 24.5%	Liquid waste treatment	17,000	15,84	16
Silicone antifoam	Liquid waste treatment	1,050	1,05	1,2
Borax decahydrate	Solid waste treatment	3,000	2,85	4,05
Activated carbon	Fume purification	4,000	3,6	1,6
Dicalite Speed Plus	Liquid waste treatment	0,400	0,15	0,2
Dimethyl sulphoxide	Substance production	3,600	13,95	6,3
Hydrazine	Substance production	0,070	0,15	0,15
Methyl tert-butyl ether	Substance production	0,600	1,05	1,8
Hydrogen peroxide 20% min	Liquid waste treatment	33,000	24,64	27,72
Caustic potash	Liquid waste treatment	0,100	0,02	0,08
Potassium cyanide	Liquid waste treatment	5,300	5,1	5,3
Sodium chloride	Water treatment	2,100	3,07	3,23
Caustic soda	Liquid waste treatment	47,500	41,65	48,72
Sodium bicarbonate	Liquid waste treatment	2,100	7,45	0
Sodium borohydride 12%	Liquid waste treatment	1,200	1,2	1,2
Sodium carbonate	Liquid waste treatment	11,000	17,55	27,29
Sodium hypochlorite	Liquid waste treatment	18,200	4,8	3,36
Sodium metabisulphite	Liquid waste treatment	0,200	0,1	0
Sodium nitrate	Solid waste treatment	0,000	0,1	0
Sodium sulphide flakes	Liquid waste treatment	0,700	0,15	0,13
Zinc powder	Liquid waste treatment	13,500	10,12	9,4
TOTAL		354,590	359,650	427,870

Key performance indicators		unit	Year		
			2023	2024	2025
R ₆	$\frac{\text{Total annual mass flow}}{\text{Annual waste treated}}$	t/t	0,32	0,29	0,37



Water

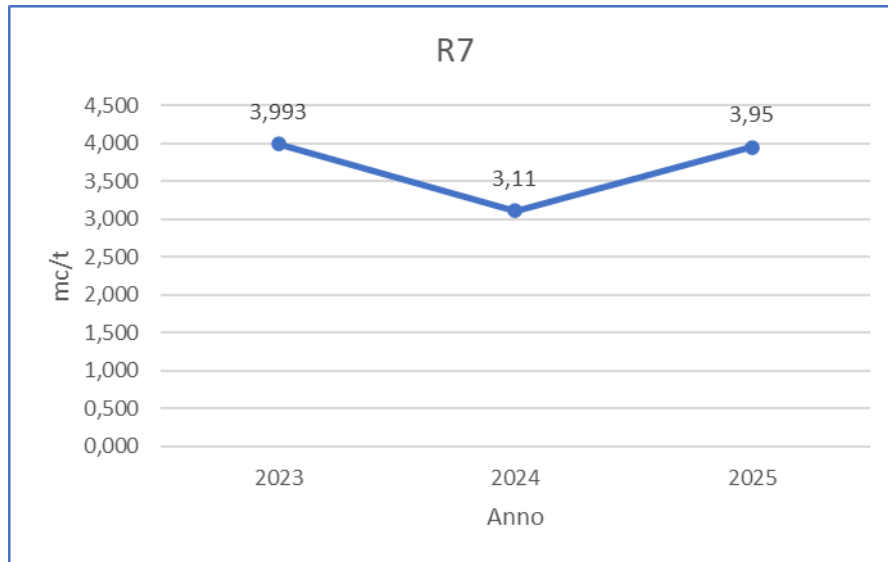


42 trees.

Water supply is guaranteed exclusively through the municipal water network. Water is used for drinking purposes, sanitary facilities, production and irrigation of green areas when rainwater collected in the retention tank is insufficient. In 2023, due to drought, greater use of the municipal supply was made to maintain 2,480 m² of nature-oriented surface area and

Total water consumption (mc)		
2023	2024	2025
4365	3807	4566

Key performance indicator		unit	Year		
			2023	2024	2025
R7	$\frac{\text{Totale annual water consumption}}{\text{Annual waste treated}}$	mc/t	3,99	3,11	3,95





Waste

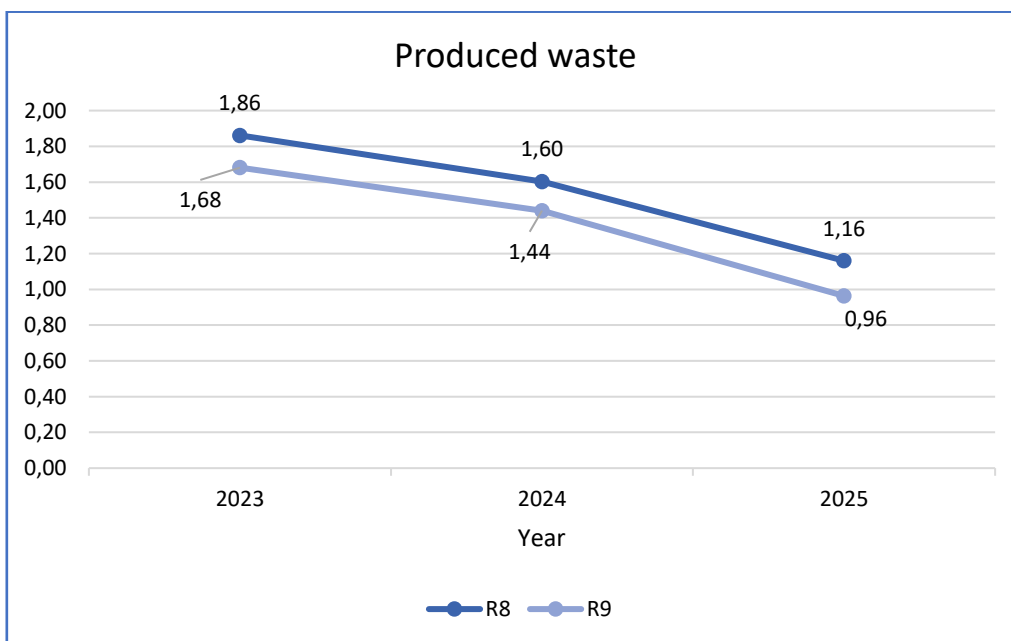
The nature of the waste produced and, consequently, its quantity, obviously depends on the type of raw materials, i.e. waste, delivered by clients and directed, according to type, to the various treatment processes.

CER	DESCRIPTION	Non-hazardous waste generated in tonnes per year		
		2023	2024	2025
15.01.01	Paper and cardboard packaging	0	1,97	0
15.01.02	Plastic drums	6,77	5,54	6,5
15.01.03	Wooden packaging	2,88	11,78	18,12
15.01.04	Metal packaging	3,4	4,37	11,62
15.01.06	Mixed material packaging	1,35	0	0
15.02.03	Absorbents, filter materials, wiping cloths...	4,18	2,31	1,66
16.02.14	Discarded equipment	0,32	0	0
16.03.04	Sweepings for precious metal recovery	4,86	0,45	0,25
16.03.06	Organic waste	4,10	3,63	0
16.10.01	aqueous liquid waste	0	0	0
17.04.05	Iron	0,75	0	0
17.09.04	Construction and demolition waste	0,15	0,07	0
19.12.02	Iron	8,6	7,12	4,73
19.12.03	Copper wire	36,90	41,52	36
19.12.03	Brass	108,5	115,40	106,47
19.01.12	Ashes Au – Ag – Pt – Pd – Rh	14,47	5,15	42,11
TOTAL		197,23	199,31	227,46


CER	DESCRIPTION	Hazardous waste generated in tonnes per year		
		2023	2024	2025
06.01.06*	Acid solutions	4,14	6,08	2,92
06.02.05*	Alkaline solutions	2,01	4,02	2,44
06.04.05*	Cupels	0,20	0,15	0,36
07.01.04*	Ether	1,47	1,82	2,92
13.08.02*	Other emulsions	0,10	0,64	0
15.01.10*	Contaminated packaging	1,31	0,51	0,44
15.02.02*	Filter materials	0	0,40	0,19
16.03.05*	Organic waste	7,40	7,20	14,7
17.06.03*	Maintenance waste	0	0,09	0
19.01.05*	Filtration residues	19,62	17,51	27,39
19.01.11*	Ashes containing Au Ag Pt Pd Rh	32,94	48,21	14,62
19.02.11*	Alkaline solutions	1759	1666	1040,5
19.12.11*	Ashes Au – Ag – Pt – Pd – Rh	9,40	9,61	6,95
TOTAL		1837,59	1762,24	1113,43



Key performance indicators		unit	Year		
			2023	2024	2025
R ₈	$\frac{\text{Total annual production of waste}}{\text{Annual waste treated}}$	t/t	1,86	1,60	1,16
R ₉	$\frac{\text{Total annual production of hazardous waste}}{\text{Annual waste treated}}$	t/t	1,68	1,44	1,16



Land use in relation to biodiversity



Total area
12.300 m²



Built area
3.500 m²



Total impermeable surface area
6.500 m²



Total nature-oriented surface area on site
2.000 m²



Total nature-oriented surface area off site
480 m²

In the Florence area, no assessments have ever been made of the effects on biodiversity caused by working activities. The area of greatest environmental interest closest to the site is the Monti della Calvana. The Organization's activities, however, produce no effect on biodiversity.

SIGNIFICANCE OF INDIRECT ENVIRONMENTAL ASPECTS


The Organization identifies the environmental aspects it considers relevant and applicable. The significance assessment of indirect aspects is conducted through the determination of the intrinsic significance of each aspect – regardless of which party controls it from a management perspective and the level of influence exerted – and the management control level.

Intrinsic significance is established on the basis of the relevance of the indirect aspect and the associated legislative situation. The management control level is calculated by considering the control the Company can exercise over the intermediate party involved and the Organization's ability to make that party accountable. The levels developed are subject to approval by Management. The assessment of indirect environmental aspects is conducted as described below.

The significance assessment of indirect environmental aspects is presented in the table below.

Indirect environmental aspect	Relevance	Legislative situation	Control level	Significance level
	(R)	(L)	(C)	$L_s = (R+L) \times C$
Induced traffic	0	0	0	0
Environmental behaviour of contractors and suppliers	1	1	2	4
Life cycle of products marketed by the Organization (transport, use and recovery/disposal)	2	1	2	6

An indirect environmental aspect is considered significant when the relevant level is equal to or greater than 7; therefore there are no significant indirect environmental aspects.



THE ENVIRONMENTAL IMPROVEMENT PROGRAMME




The Management of Faggi Enrico S.p.A. has long embarked on a path of continuous improvement, dedicating time and resources to establishing an effective environmental management programme, with a view to achieving and maintaining CMS certification in accordance with the Standard UNI EN ISO 14001:2015.

The identification of significant environmental aspects is the foundation for the definition of environmental objectives and programmes.

Accordingly, Management's attention has been primarily focused on reducing the negative environmental impact associated with channelled atmospheric emissions.






Other important aspects are nonetheless not overlooked, such as atmospheric emissions, acoustic emissions and water consumption, also in light of the particular sensitivity shown towards these aspects by both the local community and the Authorities through policy documents such as the PAER, and the pressure exerted for improving environmental performance.

Annually, at the time of the Corporate Management System review, Management makes available the resources necessary to achieve the established improvement objectives.



THREE-YEAR PERIOD 2023–2025

The table below sets out the progress status of the objectives proposed for the 2023–2025 three-year period.

N.	Aspect	Indicator	Objective	Actions (BAT ⁵ ref.)	Resources	Deadline	Progress	Status
1.	Channelled atmospheric emissions Emission E2	PCDD/PCDF concentration	Maintenance of pollutant concentration: PCDD/PCDF < 0,025 ng/Nm ³ [Limite legislativo PCDD/PCDF ≤ 0.08 ng/ Nm ³]	BAT 1, BAT 8: - Planning, adoption and implementation of procedures. - Performance monitoring and adoption of corrective measures	Management	31.12.25	23.01.23: 0,0009 ng/Nm ³ 17.05.23: 0,0010 ng/Nm ³ 13.09.23: 0,0127 ng/Nm ³ 25.01.24: 0,0078 ng/Nm ³ 14.05.24: 0,0096 ng/Nm ³ 24.09.24: 0,0478 ng/Nm ³ 23.01.25: 0,0356 ng/Nm ³ 14.05.25: 0,0073 ng/Nm ³ 16.09.25: 0,0605 ng/Nm ³	
2.	Channelled atmospheric emissions Emission E2	HCl concentration	Maintenance of pollutant concentration: HCl < 5 mg/Nm ³ [Limite legislativo: HCl ≤ 10 mg/ Nm ³]	BAT 1, BAT 8: - Planning, adoption and implementation of procedures. - Performance monitoring and adoption of corrective measures	Management	31.12.25	23.01.23: 2,77 mg/Nm ³ 17.05.23: 0,81 mg/Nm ³ 13.09.23: 0,87 mg/Nm ³ 25.01.24: 0,79 mg/Nm ³ 14.05.24: 0,45 mg/Nm ³ 24.10.24: 0,62 mg/Nm ³ 14.05.25: 0,98mg/ Nm ³ 16.09.25: 0,39mg/ Nm ³	
3.	Channelled atmospheric emissions Emission E3	Dust concentration	Maintenance of pollutant concentration Polveri < 2 mg/Nm ³ [Limite legislativo: Polveri ≤ 20 mg/Nm ³]	BAT 1, BAT 8: - Planning, adoption and implementation of procedures. - Performance monitoring and adoption of corrective measures	Management	31.12.25	17.05.23: 0,41 mg/Nm ³ 14.05.24: 1,86 mg/Nm ³ 14.05.25: 0,44 mg/Nm ³	
4.	GHG emissions	CFP	Carbon Neutrality	- Purchase of electricity from renewable sources only - Purchase of carbon credits	Management Financial Technological	31.12.25	31.12.23 31.12.24 31.12.25	
5.	Electrical energy	Electrical energy consumption	Energy recovery	- Feasibility study for an electricity generation plant through recovery of thermal energy from combustion fumes of the thermal treatment process. - Plant design and construction	Financial Technological	31.12.25	- Feasibility study completed. - Preliminary design carried out. - Funding requested from the Tuscany Region. - The plant could not be built*	

* During final design, aspects emerged that made further pursuit of the objective impossible; it was therefore abandoned.

⁵ In planning and implementing the actions aimed at achieving the improvement objectives, the Organization took into account, as a starting point, the best available techniques (BAT – Best Available Techniques) referred to in the conclusions established by Commission Implementing Decision (EU) 2018/1147 of 10 August 2018 [notified under number C(2018) 5070], published in the Official Journal of the European Union L 208/38 of 17.8.2018.

THREE-YEAR PERIOD 2026–2028

N.	Aspect	Indicator	Objective	Actions (BAT ⁶ ref.)	Resources	Deadline
1)	Channelled atmospheric emissions Emission E2	PCDD/PCDF concentration	Maintenance of pollutant concentration: PCDD/PCDF < 0,025 ng/Nm ³ [Limite legislativo PCDD/PCDF ≤ 0.08 ng/ Nm ³]	BAT 1, BAT 8: - Planning, adoption and implementation of procedures. - Performance monitoring and adoption of corrective measures - Design of new treatment plant - Construction of new treatment plant	Management Technical Technological Financial	31.12.28
2)	Channelled atmospheric emissions Emission E2	HCl concentration	Maintenance of pollutant concentration: HCl < 5 mg/Nm ³ [Limite legislativo: HCl ≤ 10 mg/ Nm ³]	BAT 1, BAT 8: - Planning, adoption and implementation of procedures. - Performance monitoring and adoption of corrective measures - Design of new treatment plant - Construction of new treatment plant	Management Technical Technological Financial	31.12.28
3)	Channelled atmospheric emissions Emission E3	Dust concentration	Maintenance of pollutant concentration Polveri < 2 mg/Nm ³ [Limite legislativo: Polveri ≤ 20 mg/Nm ³]	BAT 1, BAT 8: - Planning, adoption and implementation of procedures. - Performance monitoring and adoption of corrective measures	Management	31.12.28
4)	GHG emissions	CFP	Carbon Neutrality	- Purchase of electricity from renewable sources only - Photovoltaic system upgrade - Purchase of carbon credits	Management Financial Technological	31.12.28
5)	Energy consumption	kWh of energy consumed	Reduction of energy consumption	- Energy audit - Identification of waste areas - Identification of possible measures to reduce consumption - Feasibility assessment of measures - Implementation of measures	Management Technical Technological Financial	31.12.28

⁶ In planning and implementing the actions aimed at achieving the improvement objectives, the Organization took into account, as a starting point, the best available techniques (BAT – Best Available Techniques) referred to in the conclusions established by Commission Implementing Decision (EU) 2018/1147 of 10 August 2018 [notified under number C(2018) 5070], published in the Official Journal of the European Union L 208/38 of 17.8.2018.

RELATIONS WITH AUTHORITIES AND THE LOCAL COMMUNITY



The adoption of the Environmental Management System has brought about a significant improvement in the management of company performance, with particular reference to legislative compliance, the reduction of negative impacts on the surrounding environment, and relations with external stakeholders, whether clients, suppliers, local community or authorities.

Just as it has been deemed necessary to increase the employment of human and financial resources in environmental management, the Organization equally sets the objective of improving external relations by promoting outreach activities regarding its aims and activities.

To facilitate the external dissemination of information concerning its activities, Faggi Enrico S.p.A. declares itself available to distribute its Environmental Statement and Corporate Policy to all interested parties.

Furthermore, the website www.faggi.it has been significantly expanded, constituting an effective tool for disseminating up-to-date information and providing the possibility to consult and download certain authorizations issued to the Organization as well as this Environmental Statement.

The table below lists the authorization acts held by the Organization.

REGULATORY COMPLIANCE

The table below lists the authorization acts held by the Organization.

Authorizations	Authorization reference	Regulatory ref.	Competent authority	Date of issue	Date Deadline	Notes
CPI	Fire Safety SCIA (Case 30347 – SUAP Protocol 23126/24)	DPR 151/2011 e s.m.i.	Municipality of Sesto Fiorentino	29/03/24	29/03/27	Authorised activities: 1/1/C - 2/1/C - 5/1/B - 10/1/B - 12/2/B - 49/1/A - 51/1/B - 74/1/A-74/2/B - 74/3/C
AIA	Unified Act 107 Adoption No. 8986 of 14/09/2016 and subsequent amendments	D.Lgs. 152/2006 e s.m.i.	Municipality of Sesto Fiorentino	22/09/16	22/09/32	IPPC Activity Ann. 8 p. 5 No. 5.5 “Temporary storage of hazardous waste” Atmospheric emissions Waste management
WASTE TRANSPORT	Iscrizione N. FI001216	D.Lgs. 152/2006 e s.m.i.	Environmental Managers Register – Tuscany Regional Section	08/07/16	31/05/26	Cat. 5 Cl. F
BROKERING	Iscrizione N. FI01216			24/05/19	24/05/27	Cat. 8 Cl. E
TOXIC GASES Possession	Unified Act 77 As amended by Authorization No. 11 of 23.09.2024	R.D. 9/1/27 n. 147	Municipality of Sesto Fiorentino	23/09/24	-	7,000 kg of waste consisting of aqueous solutions containing cyanides. 1,000 kg of solid cyanides and liquid alkaline solutions containing cyanides.
	Atto unico N. 30819 del 27/05/10			27/05/10	-	3,000 kg of solid waste containing cyanides
TOXIC GASES transport	Cat. 7.C/ Div Pol. Amm.va e Soc.		Florence Police Headquarters	23/03/98	31/12/27	Cyanides

In addition to these regulatory references, others specific to fire prevention apply (e.g. Ministerial Decrees of 1/9/2021, 2/9/2021, 3/9/2021) along with specific legislation on environmental acoustics under Framework Law 447/1995.



Statement of legislative compliance

Based on the reference corporate procedures regarding the analysis of legislative compliance, the Organization declares full legislative compliance with the regulatory obligations applicable to the activities carried out at the plant at Via Majorana 101/103 in Sesto Fiorentino (FI).

VALIDATION OF ENVIRONMENTAL INFORMATION



The audit carried out by the environmental verifier at the Faggi Enrico S.p.A. plant confirmed compliance with the requirements of Regulation (EU) No 1221/2009 – EMAS on the voluntary participation of Organizations in a Community eco-management and audit scheme, as amended by Regulation (EU) 2017/1505 and Regulation (EU) 2018/2026, which amends Annexes I, II and III to align them with UNI EN ISO 14001:2015.

The accredited environmental verifier IT-V-0001 CERTIQUALITY – Quality Certification Institute, Via G. Giardino No. 4, Milan – validated the first Environmental Statement 2004 on 17/03/2005 and the subsequent annual updates and triennial renewals, the last of which was carried out in March 2026.

The Sole Director of the Company, Cav. Lav. Gianni Faggi, has approved the content of this statement.

Faggi Enrico S.p.A. undertakes to transmit to the competent body both the necessary validated annual updates and the full revision of the Environmental Statement within three years of the validation date of the Environmental Statement 2025, making them available to the public, in accordance with Regulation (EU) No. 2018/2026.